



A novel tool towards the management of coccidial risk

By Dr. Christos Gougoulis, Director of Innovation

Coccidiosis is the single most economically devastating disease in modern poultry production worldwide. The disease affects particularly younger birds and can spread rapidly between animals within the same flock after contact with infected droppings. The aetiology is pathogenic endoparasitic *Eimeria* species, in particular *Eimeria maxima*, *E. acervulina* and *E. tenella* and each of which affects distinct areas of the intestinal tract. Severe cases are characterized by macroscopic lesions due to the destruction of the intestinal epithelia, a series of immunological responses, reduced feed efficiency and even mortality. However, even subclinical coccidiosis (where birds are disease-free) is responsible for reduced profitability due to reduced feed efficiency and increased mortality. Equally important, subclinical coccidiosis can be a contributing factor to necrotic enteritis in broilers due to mucosal damage and *Clostridium perfringens* overgrowth, while incurring additional costs of disease intervention.


Traditional coccidiosis prevention strategies and their limitations

The addition of anticoccidials in feed has been, by far, the most popular coccidiosis prevention strategy in broiler production globally, for several decades now. Anticoccidials are classified in two categories, chemicals and ionophores. They are often applied using a wide variety of combinations and timings in, what is known as, rotation and shuttle programs. The purpose of these shuttle and rotation programs is to slow down the buildup of resistance by alternating between the different types of anticoccidials, vaccines and alternative products. Regardless, the ubiquitous use of anticoccidials in the broiler industry, sometimes without a single break within the same production unit for several years, has not surprisingly resulted in varying levels of resistance against all commercially used products. Legislation around the classification and therefore, their application differs greatly between countries. For example, ionophores are classified as antibiotics in North America and as anticoccidials in the rest of the world. Additionally, the industry is globally shifting toward production without antibiotics and in certain markets like USA, ionophores may

HIGHLIGHTS:

- Coccidiosis is the single most economically devastating disease in modern poultry production worldwide
- Overuse of anticoccidials for decades has resulted in reduced efficacy and ever-growing resistance

no longer be permitted. As such, a number of production programs like no antibiotics ever (NAE) in USA have been introduced to address consumer demand and the concerns of scientific communities with regards to the abuse of antibiotics. In North America, the use of 'wild' live-coccidiosis vaccines in such programs has been an alternative coccidiosis prevention strategy, aiming to infer immunity against the targeted *Eimeria spp.* However, their efficacy has often been criticized due to lack of uniformity between vaccine-batches and issues related to erratic vaccine-*Eimeria* cycling in the barn. In contrast, live-attenuated vaccines are used in Europe, again, with varying degrees of success.



Novel natural coccidiosis prevention strategies

The ever-growing resistance to coccidiostats, the erratic efficacy of live 'wild' vaccines, the partial success of attenuated vaccines as well as the consumer demand for drug-free animal meat have increased the interest in natural alternatives for coccidiosis control. The poultry industry has embraced the introduction of medicinal herbs as part of an overall management toward coccidial risk.

In that respect, the introduction of well-evidenced natural alternatives can support the existing coccidiosis strategies by preventing from building resistance.

'One size does not fit all' A production-specific herbal approach

Reflecting the geographical coccidial-strategy differences explained above, Innovad® have tested and created dedicated, 100% natural alternative technologies under the brand **Aflocox**®. Namely, specific Technologies to match different production systems, as we believe that 'one size does not fit all'. Principally, the **Aflocox**® range incorporates **the complexity and synergy of several phytochemical constituents that exert different and complementary modes of action**. Plant-saponins are known for their anti-

Aflocox® features:

- The range has been built on a 'production-specific' basis. Namely, reflecting the differences in coccidiosis prevention strategies between geographies
- It prevents reduced anticoccidial efficacy and resistance
- It has no withdrawal period
- It is stable to pelleting
- It brings proven significant ROI to the producer

protozoal properties since they are natural detergents that can bind to the membrane cholesterol of protozoan cells. Our technology range incorporates **different sources of botanical-saponins** that a) interfere with the Eimeria life cycle and, b) disrupt the Eimeria cell wall formation, offering thus, maximum efficiency against Eimeria spp. The technology is complemented by a repertoire of natural **phenolics, flavonoids, terpenoids, alkaloids and carotenoids** aiming to a) enhance the bird's natural immunity, b) reduce its cellular oxidative stress and c) alleviate the exacerbation of inflammation, when encountering the parasites in real production conditions.



The evidence

The **Aflocox®** range has been tested with great success both in European/Asian and USA context.

Repeated experimental European trials inside the real production, demonstrated the successful replacement of a) synthetic and ionophore combinations during the critical period (day-1 to day-21 of age) by **Aflocox® Plus**, and b) replacement of single ionophores during the least critical period (d22-d35) by **Aflocox®** (Fig. 1).

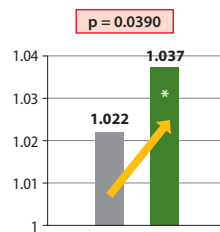


Fig. 1a

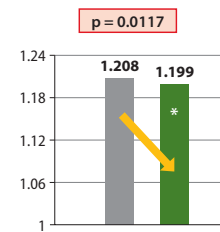
Aflocox® Plus vs combined formula of Ionophore + Chemical during starter & grower period

D0 - D21	
Control	Trial
Narasin + Nicarbazin	Aflocox® Plus (1 kg/T)

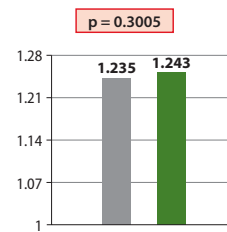
Body weight (kg)



FCR



Feed intake (kg)



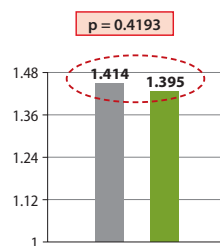
■ Narasin/Nicarbazin ■ Aflocox® Plus

Fig. 1b

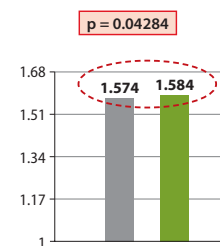
Aflocox® vs Ionophore

D21 - D35	
Control	Trial
Salinomycin	Aflocox® (0.5 kg/T)

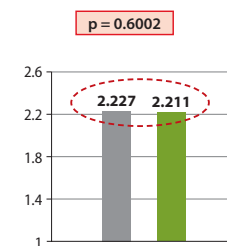
Body weight (kg)



FCR



Feed intake (kg)



■ Salinomycin ■ Aflocox®

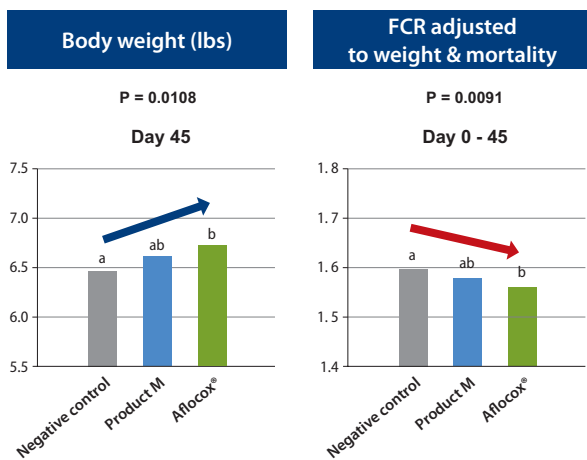


Similarly, experimental trials in Non-Antibiotic Ever (NAE) programs with top-15 USA producers, confirmed the advantageous growth promotion effect of **Aflocox**[®] with the concomitant use of live 'wild' vaccines (Fig. 2).

On one occasion the technology outperformed the leading natural anti-coccidial brand (Fig. 2a) whereas, on another occasion, when a 20-times live 'wild' vaccines vaccine was used as a challenge, the technology outperformed the best-performing (existing) program by 2 points of FCR (Fig. 2b).

Fig. 2a

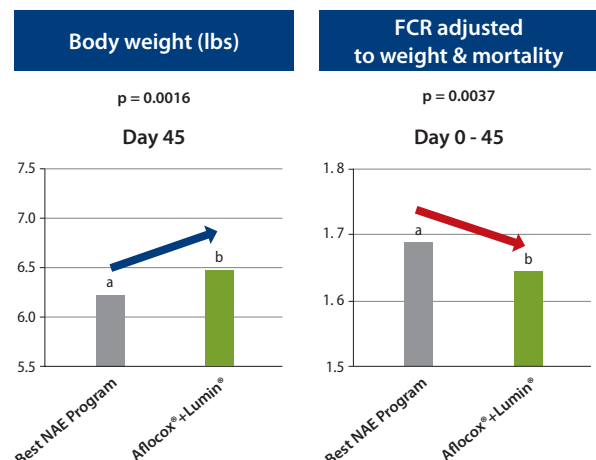
Aflocox[®] versus the Leading Brand in NAE broilers on a coccidiosis vaccine program



Means with different letters are significantly different, $p \leq 0.05$

Fig. 2b

Aflocox[®] + Lumin[®] (Lumance[®]) against a 20x-live 'wild' vaccine (applied at Day-15 of age) in NAE broilers on a coccidiosis vaccine program



Conclusions

Coccidiosis is a burdensome challenge for the global poultry production and existing traditional coccidiosis prevention strategies encounter several challenges.

The Aflocox[®] range is a novel tool towards the management of coccidial risk, taking into consideration the particulars of different production systems.

The Aflocox[®] range provides an alternative and can be part of a complementary approach towards the mitigation of coccidial risk, by harnessing the synergistic effect of selected plant bio-actives.